

About Item Replacement



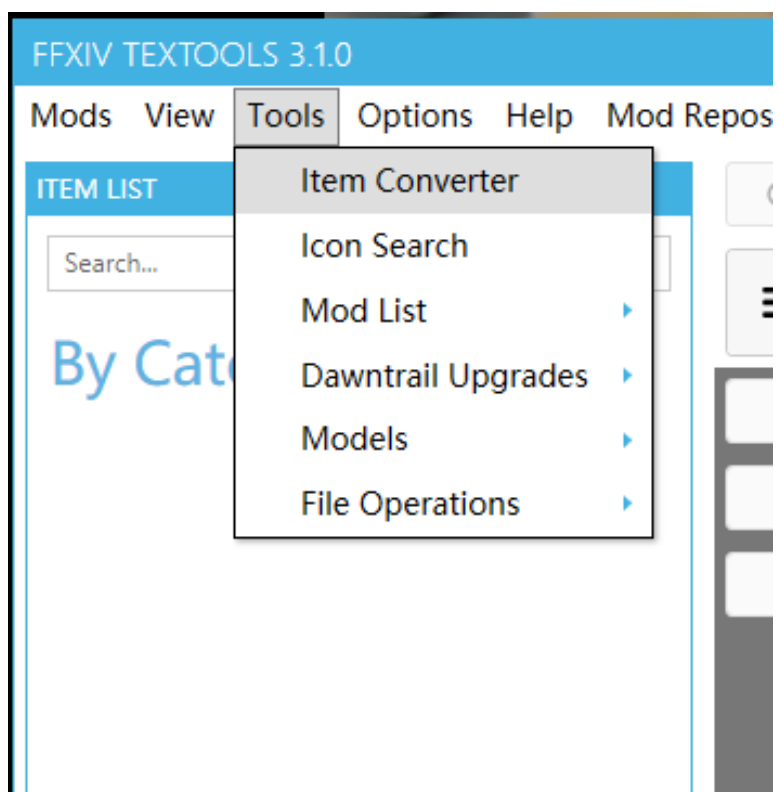
As shown in the figure, the character's **left-hand weapon** is the **main-hand weapon** the character is currently equipped with, and the **right-hand weapon** is the fixed weapon model "Nothung". If you want to modify the **left-hand weapon** model, you need to replace the **appearance** model of the **main-hand weapon you are currently equipped with**; if you want to modify the **right-hand weapon**, you can directly replace "Nothung".

一、 TT Item Replacement Tutorial:

As shown in the figure, the current **main-hand** **weapon appearance** of the character is "**Alexandrian Metal Axe**" (if the equipment has been **glamoured**, you need to select the **glamoured weapon appearance**. For example, if "**Exquisite Wrathgrinder**" is equipped and **glamoured** into "**Alexandrian Metal Axe**", you should select "**Alexandrian Metal Axe**"; if there is no **glamour**, directly select "**Exquisite Wrathgrinder**").



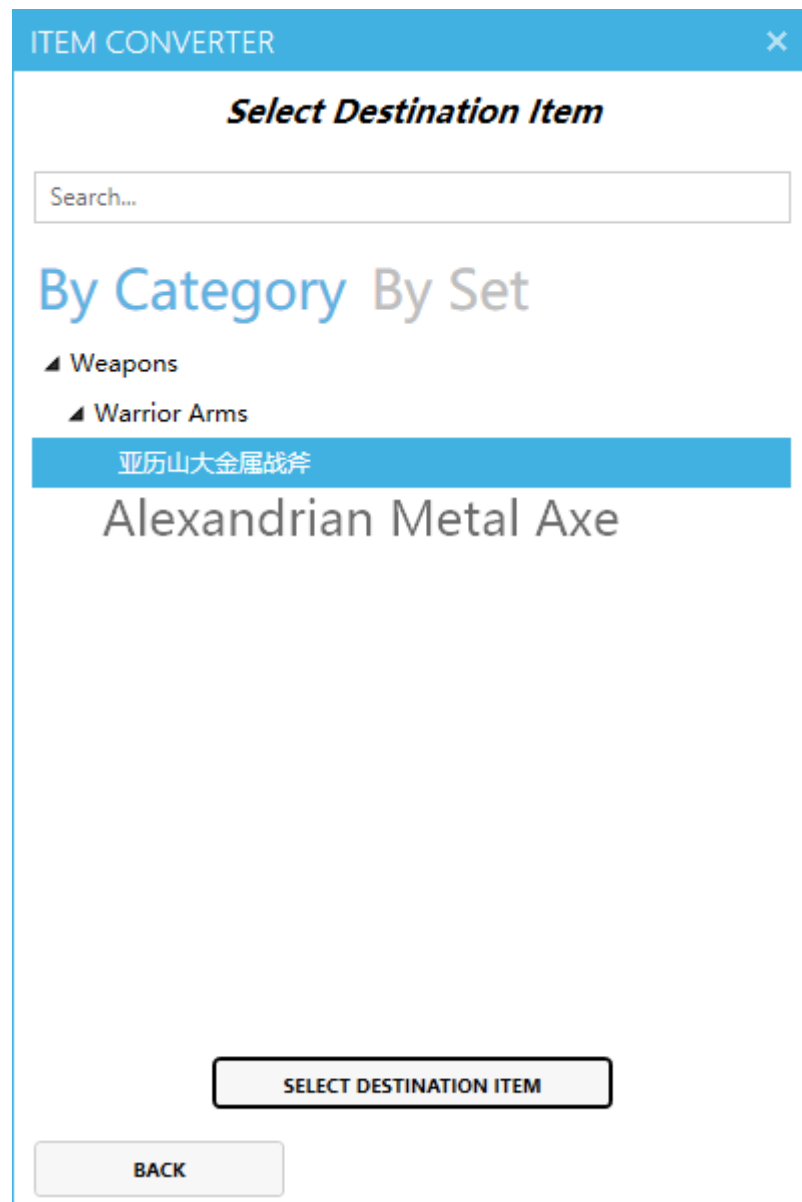
- 1、 Open TT— “Tools” — “Item Converter”



- 2、 Search for an item, such as “Deepshadow Claymore”, select it, and click the “**Select Source Item**” button, This means setting the selected item as the “weapon you want to replace with”



- 3、 Search for the **main-hand weapon appearance** “**Alexandrian Metal Axe**” that the character is currently equipped with, and click the “**Select Destination Item**” button, This means setting the selected item as the “**weapon to be replaced**”



- 4、 Confirm the final settings and click the “**CONVERT**” button

[illegible]

- 5、 Completion: The **appearance** of the **left-hand main-hand weapon** has been replaced with “Deepshadow Claymore”。



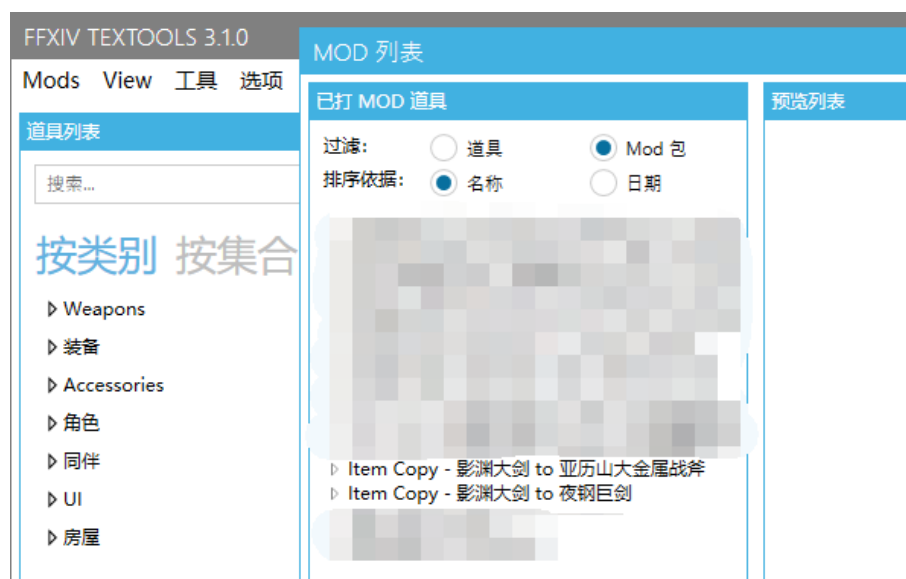
The same process applies to replacing the **right-hand "Nothung"**. After repeating Steps 1 and 2, select **"Nothung"** in Step 3, set it as the **"Select Destination Item"**, and proceed with Steps 4 and 5 to complete the replacement.

The screenshot shows the 'ITEM CONVERTER' application. At the top is a blue header bar with the text 'ITEM CONVERTER' on the left and a close button (an 'X') on the right. Below the header, the title 'Select Destination Item' is displayed in a bold, italicized black font. Underneath the title is a white search bar with the placeholder text 'Search...'. The main content area has two tabs: 'By Category' (highlighted in blue) and 'By Set'. Under the 'By Category' tab, there are two expandable categories: 'Weapons' and 'Dark Knight Arms'. The 'Dark Knight Arms' category is expanded, revealing a list of items: '绝境诺统', '诺统' (which is highlighted with a blue background), '诺统·超导', '诺统·超导 (复制品)', and '诺统 (复制品)'. At the bottom of the screen, there is a large rectangular button labeled 'SELECT DESTINATION ITEM' and a smaller 'BACK' button.

The replacement of both hands' weapons is completed.



After completion, two replacement mods will appear in the mod list. To cancel the replacement, you only need to delete them.



二、Pen Item Replacement Tutorial:

Pen currently cannot directly replace weapons. If you insist on using only Pen to install this mod or manage resources, you can check the “**Create Modpack**” function at the bottom during Step 4 "Final Confirmation" of TT's item replacement. TT will create a mod pack, and you can use Pen to install this mod pack to achieve the replacement function. However, TT will also install this mod pack simultaneously, so don't forget to delete it in TT.



Item Copy - 影渊大剑 to 夜钢巨剑.tmp2

- The special effects of the replaced weapon may go wrong. Therefore, it is not recommended to use weapons with special effects.
- Due to the existence of the glamour function, you can directly replace your favorite weapon appearance onto a certain glamour weapon. When changing weapons, you only need to glamour the glamour weapon onto the equipped weapon/Nothing.

For example, if the currently equipped main-hand weapon is "Historia Labrys" and it is glamourised into "Asphodelos War Hammer", you only need to replace the desired weapon onto "Asphodelos War Hammer". At this time, no matter what weapon the main-hand is changed to, you only need to glamour "Asphodelos War Hammer" onto that weapon/Nothing.
- When using this mod, please replace the model you want to use with the weapon checked in the mod.
- Of course, you can also do it this way.

